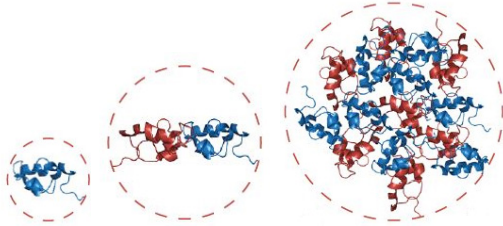


The cost of poor quality protein preparations

Routine measurement of protein quality is essential to ensure reproducible results and accurate interpretation.

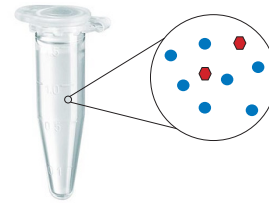
Protein Quality can include...

Size



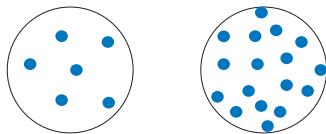
Ensure homogeneity and distinguish between monomers, oligomers and aggregates.

Purity



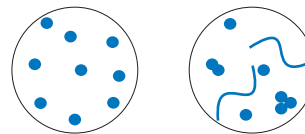
Identify and remove contaminants that could interfere with downstream assays.

Concentration




Accurate protein quantification enables reproducible results.

Stability




Is your protein stable in this buffer, or after temperature changes?
Are there signs of aggregation or unfolding?

Poor Quality protein preps can have significant impact



Loss of protein function



Longer time to results



Greater cost from wasted materials and testing

“...those who assess and optimize carefully the quality of their protein preparations significantly increase their chances of success in subsequent experiments.”

B. Raynal et al, Microb. Cell Fact, 2014, 13, 180

MDS analysis with Fluidity One allows rapid QC checks with as little as 50 ng of sample.

Learn more at www.fluidic.com/one